

# LiFePO<sub>4</sub> Smart Battery

## 25,6V 25Ah

Bluetooth™



**VOLTIUM**  
ENERGY

VE-SPBT-2425

VOLTIUMENERGY.COM

### BATTERY FEATURES

- ✓ Long lasting superpower, LiFePO<sub>4</sub> has up to 10 times more cycles than comparable lead acid batteries
- ✓ Lithium Iron Phosphate is the safest lithium technology on the market
- ✓ The intelligent Battery Management System (BMS) controls and balance the battery cells, protects the battery against over-charging, over-discharging and has temperature protection
- ✓ Double, triple, or even quadruple the capacity through parallel pairing
- ✓ Low self-discharge and the ability to charge quickly and efficiently
- ✓ Twice the usable capacity (100% DOD) than comparable lead acid batteries
- ✓ The battery can be mounted in any position and weighs only 40% of the weight of a comparable lead acid battery
- ✓ With our smart Bluetooth® app you can easily view and monitor all relevant data of your LiFePO<sub>4</sub> battery

### APPLICATIONS



SPORT & RECREATION



MOBILITY



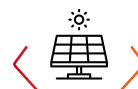
TRANSPORT



DATA CENTER



MEDICAL



SOLAR



UTILITY



WIND

### CERTIFICATES

- ✓ CE certificate
- ✓ UL 1642 cell certificate
- ✓ IEC 62133 cell certificate
- ✓ UN 38.3 certified
- ✓ ISO9001:2015 - Quality management systems

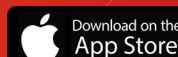


Bluetooth™



**DOWNLOAD THE APP  
OF VOLTIUM ENERGY**

With our Bluetooth® app, you can view and monitor the current status of your LiFePO<sub>4</sub> battery!



# LiFePO<sub>4</sub> Smart Battery

## 25,6V 25Ah



VE-SPBT-2425

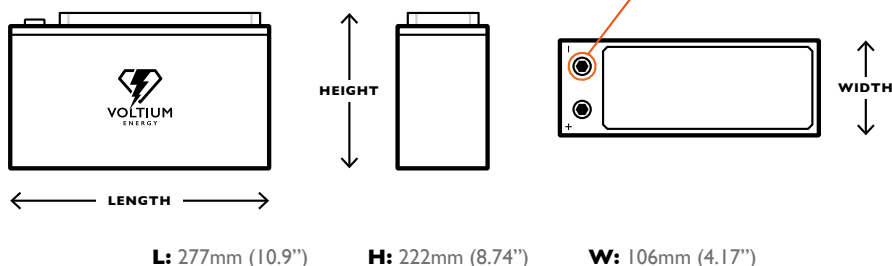
### BATTERY SPECIFICATIONS

GENERAL SPECIFICATIONS	
Nominal Voltage	25,6V (8S)
Rated Capacity (CC 0.2C to 10V)	25Ah
Nominal Energy	640Wh
Internal Resistance	≤50mΩ
Terminal type	M6
Cycle Life (@DOD 100% at 1C and ±25°C)	>3000
Cycle Life (@DOD 100% at 0.2C and ±25°C)	6000
Connection options	4 in parallel NOT in serie
Communication	Bluetooth®

MECHANICAL CHARACTERISTICS	
Dimension	Length 277±3mm
	Width 106±3mm
	Height 222±3mm
Weight	Approx. 6.0Kg
Housing material	ABS

STORAGE SPECIFICATIONS	
Storage Temperature	0-25°C
Self-discharge rate	≤3% per month
Recommended storage SOC	50-70% SOC
Storage condition	See manual

### DIMENSIONS



CHARGE SPECIFICATIONS	
Battery operation temperature range @charging	0~45°C
Normal charge voltage	29.2 ±0.1V
Recommended float charge voltage (for Standby use)	27.6 ±0.1V
Max charge current	25A at ±25°C
Recommended charge current	0.2C
Charge Cut-off Voltage	30V ±0.4V

DISCHARGE SPECIFICATIONS	
Discharging temperature range	-20~60°C
Output Voltage Range	20.0~29.2V
Max discharge current	25A at ±25°C
Recommended discharge current	0.2C
Pulse discharge current	85A withstand 3s
Discharge Cut-off voltage	20.0V
Discharge temperature characteristics	-20°C / 70% capacity
	0°C / 90% capacity
	25°C / 100% capacity
	60°C / 102% capacity

### BMS TECHNICAL SPECIFICATIONS

OVER CHARGE	
Over-charge protection for each cell (delay time)	3.75V ±0.05V (2s)
Over-charge release for each cell (delay time)	3.6V ±0.05V (2s)
Over-charge release method	When voltage is under release voltage

OVER DISCHARGE	
Over-discharge protection for each cell (delay time)	2.5V ±0.05V (2s)
Over-discharge release for each cell (delay time)	2.8V ±0.05V (2s)
Over-discharge release method	Charging recover

OVER CURRENT CHARGE	
Charge over-current protection (delay time)	1st protection / 40A ±5A (10s) 2nd protection / 80A ±3A (3s)
Over-current release method (delay time)	Discharge or auto release (60s)

OVER CURRENT DISCHARGE	
Discharge over-current protection (delay time)	80A ±5A (3s)
Over-current release method (delay time)	Charge or auto release (60s)

BATTERY TEMPERATURE CHARGING	
Temperature protection	Over / 60°C ±5°C (2s) Low / 0°C ±2°C (2s)
Release temperature	Over / 45°C ±2°C (2s) Low / 2°C ±2°C (2s)
Release method (delay time)	When temperature is on release

BATTERY TEMPERATURE DISCHARGING	
Over-temperature protection Battery	Over / 65°C ±5°C (2s) Low / -20°C ±2°C (2s)
Release temperature Battery	Over / 55°C ±5°C (2s) Low / -18°C ±2°C (2s)
Over-temperature protection Circuit	Over / 85°C ±5°C (2s)
Release temperature Circuit	Over / 70°C ±5°C (2s)
Release method (delay time)	When temperature is on release

SHORT CIRCUIT PROTECTION	
Function condition	External short circuit
Short circuit delay time	250-500 ms
Release method (delay time)	Remove load for the short circuit protection to release (30s)

©2021. Voltium Energy. All rights reserved. All trademarks are the property of their respective owners. All data subject to change without notice. E&OE

To ensure safe and efficient operation always refer to the latest edition of our Technical Datasheet, as published on our website.

